



Handling and Cleaning Guide

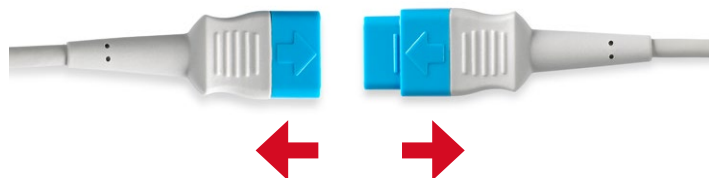
TruSignal SpO₂ Reusable Sensors



Handling and cleaning the sensors

Proper handling and cleaning of the sensors is important as interference may result in intermittent, inaccurate, or no readings in the pulse oximeter equipment. For example contamination of lenses inside the sensor or improper connection to the monitor or interconnect cable may cause such interference.

1. Before usage, inspect the sensor for physical damage. Discard a damaged sensor or cable immediately.
Never repair a damaged sensor or cable.
2. Align the connectors with the aid of the alignment feature and push them together. Make sure the connectors are fully engaged.
3. To avoid damaging the cable when disconnecting, pull from the connector, not the cable. Do not twist or bend the connector when de-attaching cables from each other or monitor.




Cleaning and disinfection

Do not immerse the connector in the liquids.
Do not sterilize the sensor or any part of it.




Wipe the cable and all surfaces of the sensor, including the lenses, with a cloth **moistened** with mild detergent or soap solution before and after each patient. Do not use a completely dry cloth as it may induce strong friction to the surface of the cable causing tear and wear.



Wiping direction is always from the "clean to dirty" meaning **from connector to sensor**.

The TS-SA or TS-SP sensors can be turned inside out to enable easy cleaning of the inner surface of the sensor, or it can be immersed into the cleaning liquid. Rinse sensor in water and allow the product to dry completely after cleaning. Do not leave the sensor into water or cleaning liquid for more than 30 min.

Note: TS-SA and TS-SP sensors are the only sensors which can be immersed into liquid.



Allowed disinfectant agents for the TruSignal reusable sensors:

- Sodium Hypochlorite (<10%)
- Ethyl Alcohol (<90%)
- Isopropyl Alcohol (<60%)
- Glutaraldehyde (<2%)
- Chloramine (<5%)
- Phenol (<2%)
- Tartaric Acid (<75 mg tartaric acid per 100 ml solution)
- Quaternary ammonium compound (<5%)



Depending on the TruSignal™ sensor type the cleaning instructions may vary. However, let the cleaned sensor dry completely before taken into use.

Always refer to the instructions for use of the respective sensor for detailed and additional instructions.



Imagination at work

Product may not be available in all countries and regions. Full product technical specification is available upon request. Contact a GE Healthcare Representative for more information. Please visit www.gehealthcare.com/promotional-locations.

Data subject to change.

© 2016 - 2018 General Electric Company.

GE, the GE Monogram, Imagination at work and TruSignal are trademarks of General Electric Company.

All other third-party trademarks are the property of their respective owners.

Reproduction in any form is forbidden without prior written permission from GE. Nothing in this material should be used to diagnose or treat any disease or condition. Readers must consult a healthcare professional.

DOC1918265 Rev.2 4/18